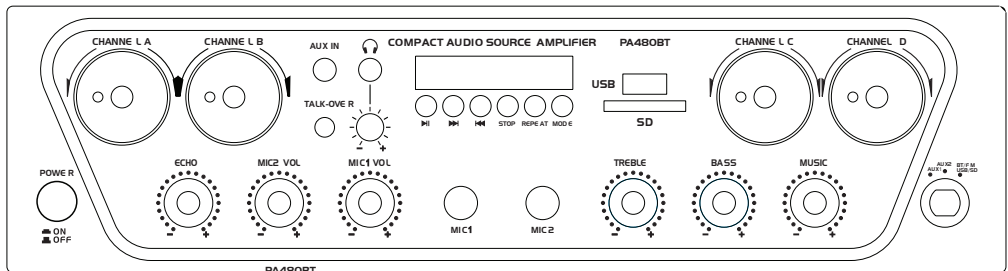




PUBLIC ADDRESS SYSTEMS

PA-480BT

COMPACT AUDIO SOURCE AMPLIFIER



USER MANUAL

INTRODUCTION

Thank you for purchasing the PA480BT Metro Audio Systems 4 channel amplifier. To ensure the safe and efficient operation of your device, please read this instruction manual before, and save it for future reference.

SUPPORT AND SERVICE

Metro Audio Systems maintains a wide network of dealers and service centers. These local agencies will be able to answer your questions and take care of any problems.

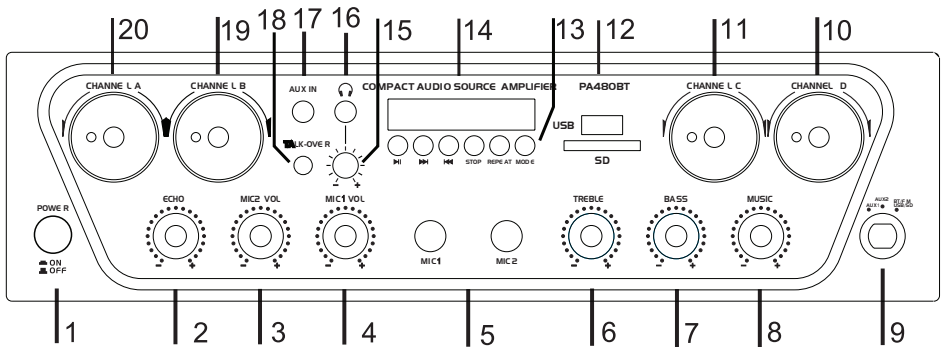
WEBSITE

Our website, www.metroaudiosystems.gr, is factory-maintained and supported in multiple languages. Visit frequently for new announcements, typical questions, and other user information.

IMPORTANT SAFETY PRECAUTIONS

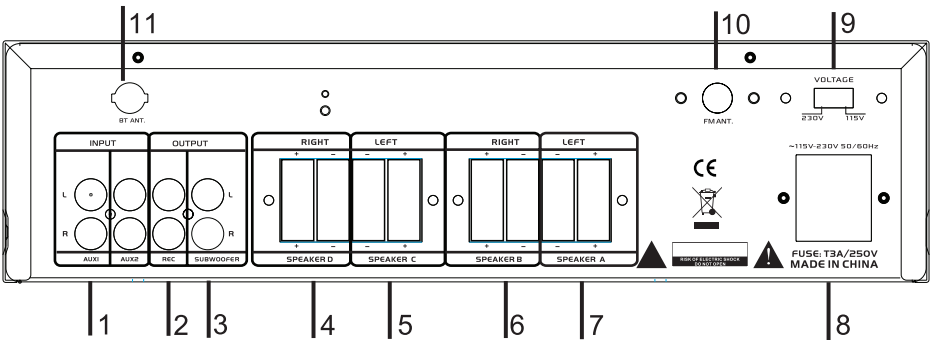
The products of Metro Audio Systems are designed for safe operation, and have been certified by recognized product safety agencies to meet all normal standards for this type of product. However, dangerous voltages and power levels exist within the covers of this amplifier. The user is requested to study the precautions in this manual. If the product has been dropped, dented, soaked, or appears to have loose parts inside, the risk of shock is increased. Unplug the power supply, and take the product to qualified service personnel for inspection and repairs.

FRONT PANEL DESCRIPTION



1. **Power:** Power switch. (Turn ON/OF unit power)
2. **Echo rep:** Microphone Echo rep adjust knob.
3. **MIC2 VOL:** Microphone channel volume adjust knob.
4. **MIC1 VOL:** Microphone channel volume adjust knob.
5. **MIC1 - MIC2:** Microphone input jack
6. **High:** Treble adjust knob
7. **Low:** Bass adjust knob
8. **Vol:** Main channel volume adjust knob
9. Function selection switch
10. **Channel D:** Main channel volume adjust knob.
11. **Channel C:** Main channel volume adjust knob.
12. SD usb car input
13. **MP3 / AUX:** Audio input selector
14. Led Display
15. Phone volume adjust knob
16. Phone line output
17. AUX line output
18. Echo delay time switch
19. **Channel B:** Main channel volume adjust knob
20. **Channel A:** Main channel volume adjust knob

REAR PANEL DESCRIPTION

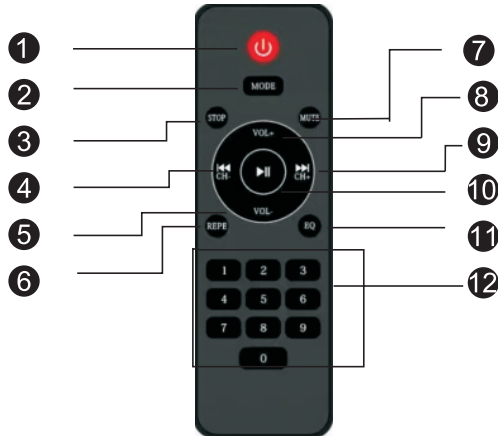


1. CD/VCD AUX: Audio input
2. Audio line output terminal
3. Subwoofer output terminal
4. Speaker D system output right/left channel
5. Speaker C system output right/left channel
6. Speaker B system output right/left channel
7. Speaker A system output right/left channel
8. ACC115/ AC230V input
9. ACC115/ AC230V selector switch
- 10.FM.ANT
- 11 BT.ANT

SPECIFICATIONS

Impedance	4-8 Ohm
SNR	-85dB
Input power	AC110/AC220- 240V/50-60Hz
Input impedance	47K
Frequency	20Hz-20kHz
Input sensity	360mv
Power output	4 x 50W - 4 Ohm
Dimensions (L x W x H)	330 x 242 x 90mm
Weight (kg)	4,1

REMOTE CONTROL FUNCTION



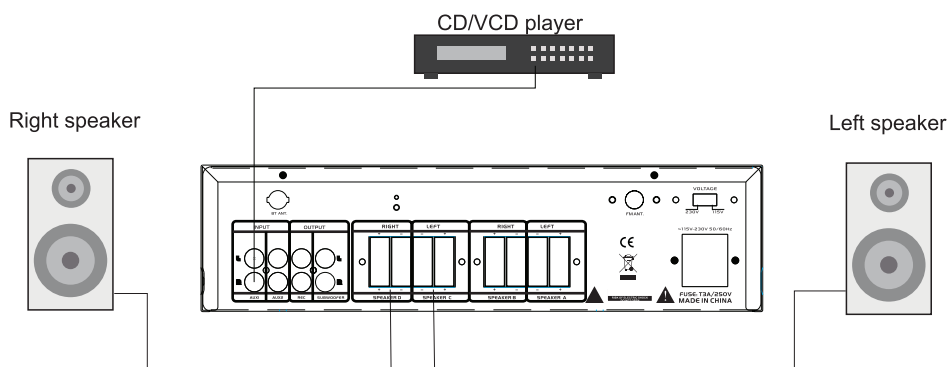
1. Power key
2. Signal input select key
3. Pause button key
4. Channel Select Left
5. Volume Down
6. Repeat key
7. Mute key
8. Volume Up
9. Channel Right
10. Play / Pause
11. EQ Select
12. Numeric Keypad

HOW TO USE

1. Press Power switch to power on the unit
2. Insert the SD cards with Mp3 files. Files will play automatically
3. Press input switch to select MP3 or AUX sources
4. Adjust the volume to the desire level
5. Treble & Bass can be adjusted by the user.

6. Balance knob in the middle can transfer the sound left, right or in the middle of the speakers
7. The device can be connected with an external audio source and selected via the MP3/AUX button
8. Microphone inputs can be used for Karaoke. You can adjust the volume with the designated knob
9. Reverb and delay knobs can be used to apply effects
10. Use the High/Low knobs to adjust the Mic EQ6. High: Treble adjust knob

CONNECTIONS DIAGRAM



Recommended Voltage AC 220V ± 10%

WARRANTY

Disclaimer

METRO AUDIO SYSTEMS, is not liable for any damage to amplifiers or any other equipment that is caused by negligence or improper installation and/or use of this loudspeaker product.

METRO AUDIO SYSTEMS 2 Year Limited Warranty

METRO AUDIO SYSTEMS guarantees its products to be free from defective material and / or workmanship for a period of two (2) years max from date of sale, and will replace defective parts and repair malfunctioning products under this warranty when the defect occurs under normal installation and use - provided the unit is returned to one of our authorized service stations via prepaid transportation with a copy of proof of purchase (i.e., sales receipt). This warranty provides that the examination of the return product must indicate, in our judgment, a manufacturing defect. This warranty does not extend to any product which has been subjected to misuse, neglect, accident, improper installation, or where the date code has been removed or defaced. METRO AUDIO SYSTEMS shall not be liable for incidental and/or consequential damages. This warranty gives you specific legal rights. This limited warranty is freely transferable during the term of the warranty period.

In the event that this product was manufactured for export and sale outside of the Greek Region, then this limited warranty shall not apply. Removal of the serial number on this product, or purchase of this product from an unauthorized dealer, will void this limited warranty.

PUBLIC ADDRESS SYSTEMS

PA-480BT

COMPACT AUDIO SOURCE AMPLIFIER



91 Pentelis Av. 15234 Chalandri, Athens, Greece

Tel: +302106129821 **email:** info@metroaudiosystems.gr

www.metroaudiosystems.gr

